

WHAT YOU WILL NEED

- The campus name for your child
- Your child's student ID#
- Your child's date of birth

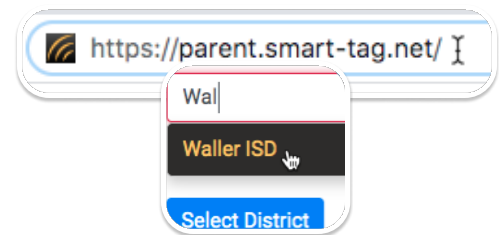
*

You only need to register for one child. If you have multiple children, the system will attempt to add them to your account

FOLLOW THESE STEPS:

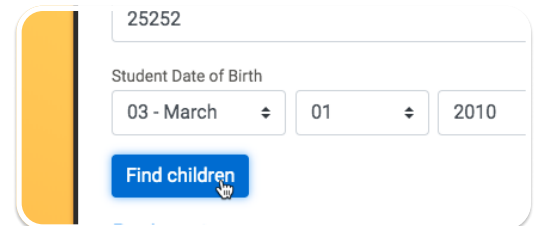
1

- On your phone or computer, go to **parent.smart-tag.net**
- Select **Waller ISD** as your School District



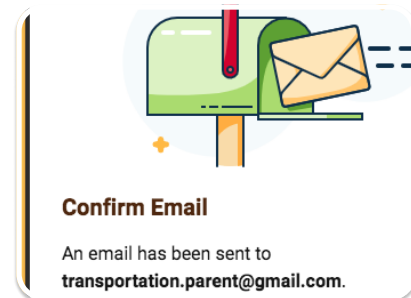
2

- Click **Register**, then **Begin registration**
- Enter the campus name, student ID# and date of birth for (1) of your children, then click **Find Children** and then **These are my children**



3

- Enter the email you would like to use for your account and setup a password. Click **Send Confirmation Code**
- Check your email for your registration link. **Click the link** at the bottom of your email
- In your web browser, **Click Submit**



That's it! You can now log into your account!